

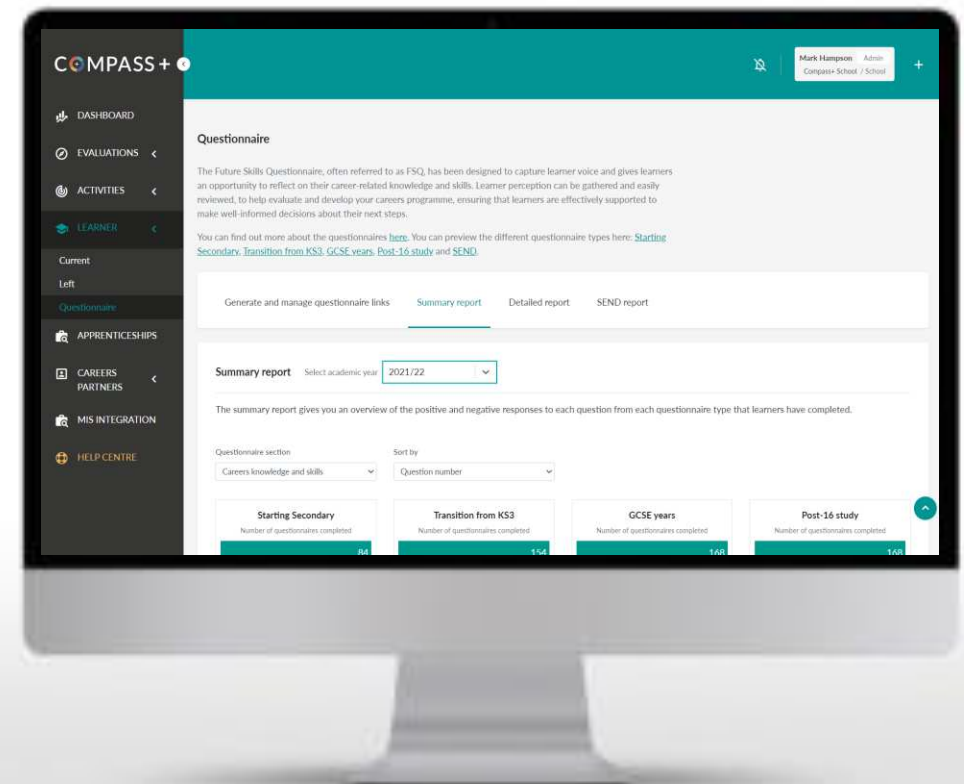
A photograph of two students, a young woman and a young man, both wearing blue school uniforms. The woman, on the left, has her hair in a bun and wears glasses; she is smiling and looking down at a notebook. The man, on the right, is also smiling and looking at the notebook. They are sitting at a wooden desk with various school supplies like pens and a pencil case. The background is slightly blurred, showing a classroom setting.

## Future Skills Questionnaire: An Insight Into Learners' Needs & Aspirations

## The Future Skills Questionnaire (FSQ):

- Captures learner voice
- Establishes the measure of career readiness
- Allows comparison
- Offers an insight into career-related knowledge and skills at LCR, borough and institution level

## Future Skills Questionnaire FSQ

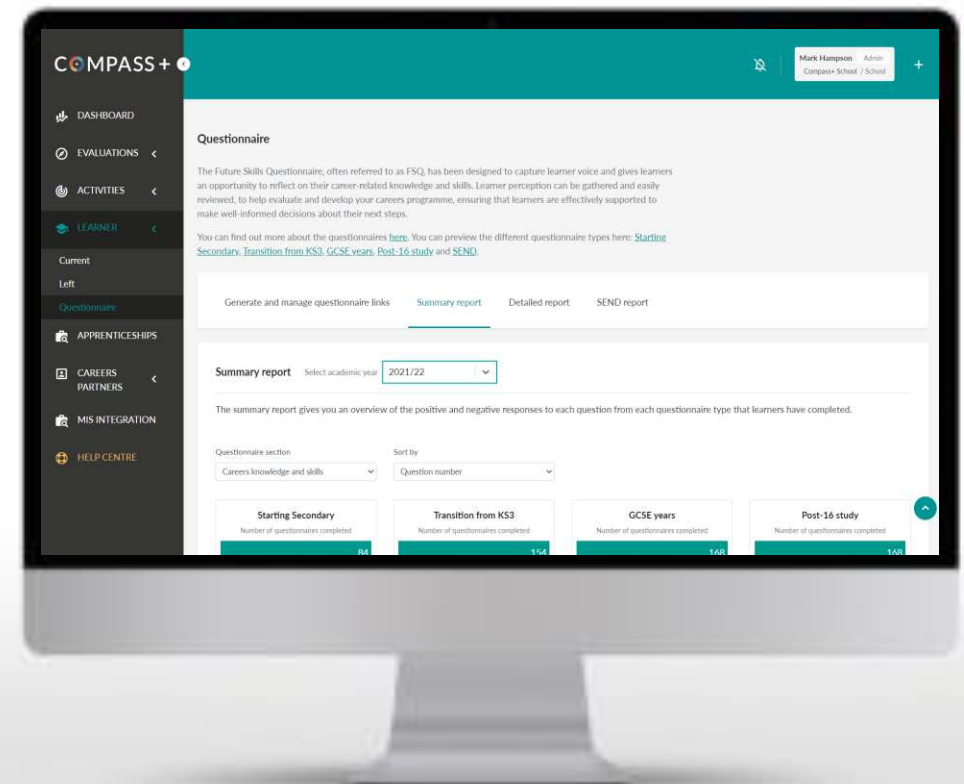


A data-driven approach increasingly key to planning and delivering careers education.

FSQ has real value - data allows:

- Insight
- Tracking – change & trends
- Planning – aligning provision with needs
- Better delivery & impact

## Future Skills Questionnaire FSQ



# The Value of FSQ to Schools

## Reporting Mechanism

- Demonstrates needs and drives planning
- Allows for more targeted investment and use of resources

## Sharing Information to:

- Support careers conversations with learners, employers and stakeholders i.e. Ofsted
- Improve positive outcomes for learners – making CEIAG more relevant





# Impact Stories

Simon Wareham | Assistant Headteacher

The Value of the Future Skills  
Questionnaire



# So What Is FSQ Telling Us?



**LIVERPOOL  
CITY REGION**  
COMBINED AUTHORITY

**METROMAYOR**  
LIVERPOOL CITY REGION

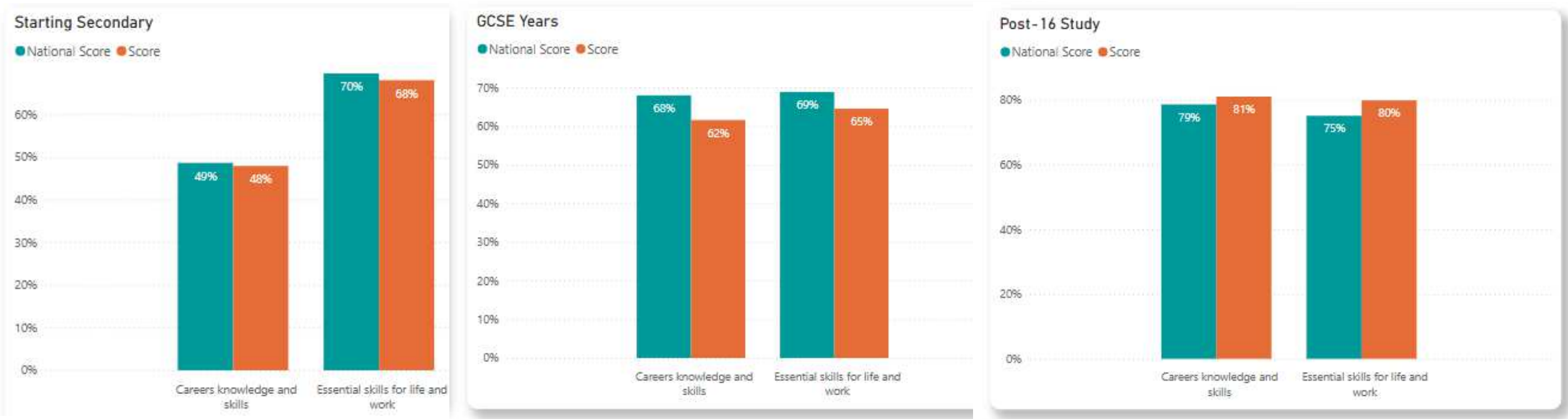
Liverpool City  
Region  
CAREERS HUB

**CAREERS &  
ENTERPRISE**  
COMPANY

# Emerging Messages

- LCR performing well generally in comparison to national baseline – some real strengths emerging
- Progress is not always linear across time & needs of learners do change – requiring us to adapt to meet those needs
- At LCR level:
  - There is a strong correlation between learner needs and interests and the work undertaken to promote growth sectors
  - There are gaps where we need to focus more attention to address learner needs & promote understanding of opportunities i.e. sports and leisure, animal care and hair and beauty
  - Need to promote opportunities more in other sectors i.e. Visitor Economy, logistics / Freeport and Green Skills
  - Need to promote websites such as BeMore and FAA more effectively (knowledge recall)
  - Explain recruitment processes more effectively
  - 1 in 2 still not confident about next steps post Year 11

# FSQ – Comparison of National & LCR Performance





# Careers Knowledge and Skills:

Answer Type Question	Negative		Total	Positive		Total
	No, not yet	Possibly, I'm not sure		Yes, to a great extent	Yes, to some extent	
Are you aware of some of the types of businesses or employers in your area of the country?	10.6%	29.5%	40.1%	9.9%	50.0%	59.9%
Do you feel confident about your next step after year 11?	23.8%	26.8%	50.7%	16.9%	32.5%	49.3%
Do you feel confident talking about your skills in an interview?	17.2%	28.5%	45.7%	14.9%	39.4%	54.3%
Do you feel optimistic when you think about your future career?	12.6%	26.8%	39.4%	17.9%	42.7%	60.6%
Do you have a plan for your next step after Year 11?	10.9%	19.5%	30.5%	26.8%	42.7%	69.5%
Do you have ideas about which jobs or careers fit your interests and skills?	9.6%	16.2%	25.8%	27.5%	46.7%	74.2%
Do you have support to help you make education and career choices?	5.6%	16.9%	22.5%	31.5%	46.0%	77.5%
Do you know about different types of recruitment and selection processes, including interviews and assessment centres?	17.5%	39.4%	57.0%	5.3%	37.7%	43.0%
Do you know any trustworthy websites that can help you decide what to do in the future?	24.2%	29.1%	53.3%	14.2%	32.5%	46.7%
Do you know how to find out how much you could earn in different types of jobs?	12.9%	27.8%	40.7%	14.9%	44.4%	59.3%
Do you know how to make a good impression when applying for a course or job?	7.3%	21.9%	29.1%	15.9%	55.0%	70.9%
Do you know what skills employers need?	6.0%	17.9%	23.8%	19.2%	57.0%	76.2%
Do you understand this option after Year 11? - A-levels	6.0%	19.5%	25.5%	33.8%	40.7%	74.5%
Do you understand this option after Year 11? - Apprenticeships	7.3%	18.2%	25.5%	20.2%	54.3%	74.5%
Do you understand this option after Year 11? - Other	17.2%	29.5%	46.7%	12.6%	40.7%	53.3%
Do you understand this option after Year 11? - T-levels	36.1%	28.5%	64.6%	9.6%	25.8%	35.4%
Have you heard different people talk about their jobs other than those of your family or carers?	4.6%	19.5%	24.2%	20.5%	55.3%	75.8%
Have you made contact with people who work in jobs that interest you?	51.0%	8.9%	59.9%	12.9%	27.2%	40.1%
Have you thought about how jobs and careers may change in the future?	14.2%	19.9%	34.1%	18.9%	47.0%	65.9%
Have you thought about which of these options might be right for you?	12.9%	16.6%	29.5%	23.2%	47.4%	70.5%

# Essential Skills for Life and Work:

Answer Type Question	Negative			Total	Positive		Total
	I don't know what this means	I know what this is, but I'm not sure if I can do it	I'm not able to do this yet		I can do this quite well but could develop further	I can do this really well	
Adapting what you say depending on the response of listeners	4.3%	29.5%	7.3%	41.1%	40.7%	18.2%	58.9%
Being aware of how a speaker is influencing by the way they speak	5.3%	32.1%	7.9%	45.4%	35.4%	19.2%	54.6%
Being creative by coming up with new or different ways of doing things	1.3%	27.2%	7.6%	36.1%	50.0%	13.9%	63.9%
Creating plans with clear targets	1.0%	26.8%	6.0%	33.8%	47.0%	19.2%	66.2%
Helping to resolve disagreements in a team	1.7%	23.5%	6.3%	31.5%	49.3%	19.2%	68.5%
Identifying the positives and negatives in an opportunity	0.3%	17.5%	3.3%	21.2%	49.0%	29.8%	78.8%
Supporting others through mentoring or coaching	1.7%	24.2%	13.2%	39.1%	44.0%	16.9%	60.9%
Testing different ideas to solve complex tasks	2.6%	28.5%	4.6%	35.8%	52.3%	11.9%	64.2%

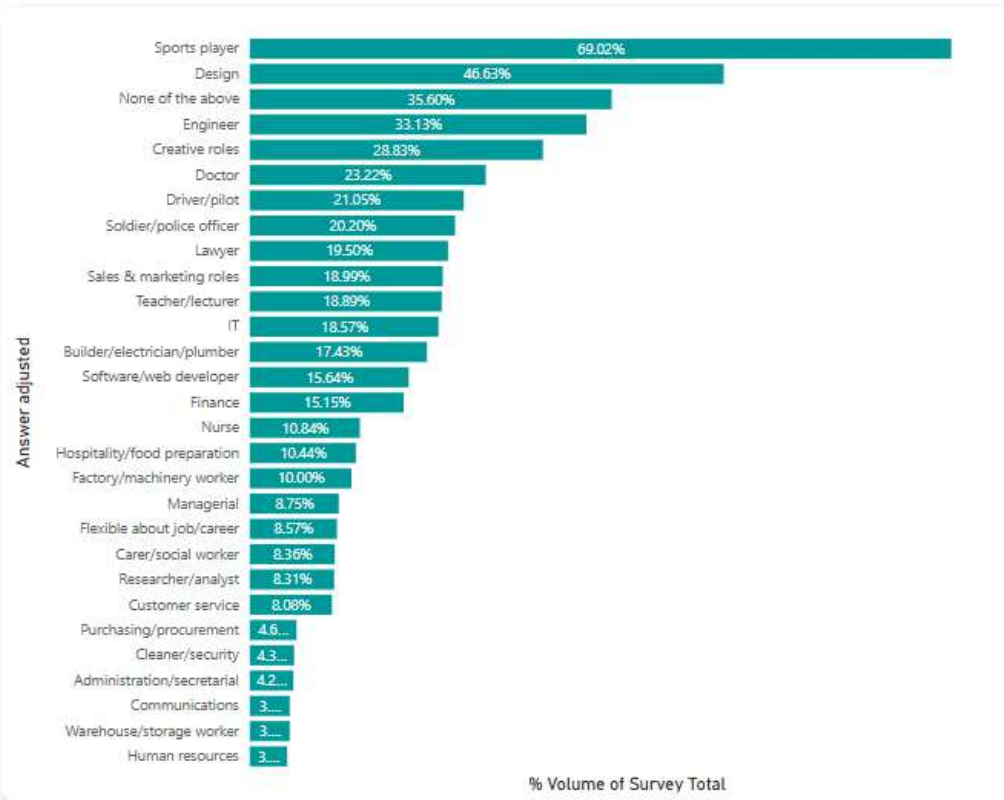
# Trends Throughout School

Comparison at Yrs 7, 11 and 12 provides useful insight:

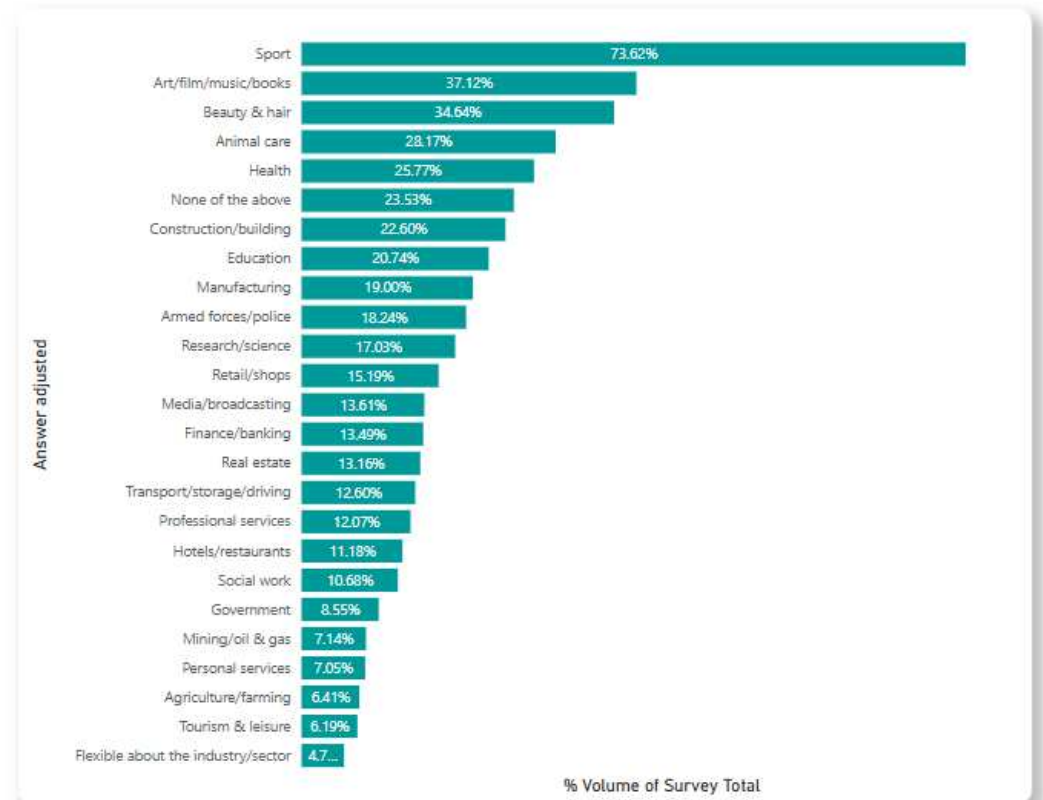
- Sports and leisure whilst tailing off (69% to 25%) remains highly attractive
- Engineering grows in popularity (33% - 36%)
- Learners increasingly interested in construction grows
- Care and nursing growing but still low numbers
- None of the above (35%-30%) suggests number of students with no clear career preferences is decreasing but still high
- Procurement and cleaning will have recruitment challenges !

# Starting Secondary

What types of jobs/careers are you interested in at the moment?

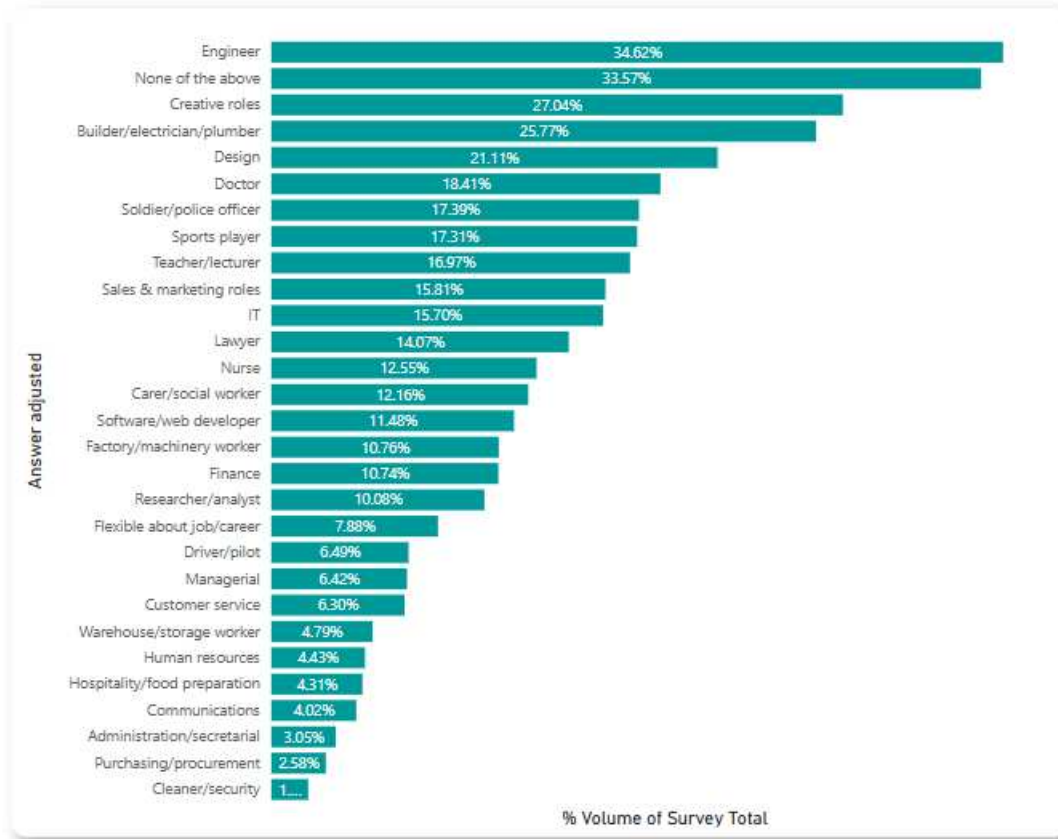


What types of industry/sector fit closest to those you would like to work in?

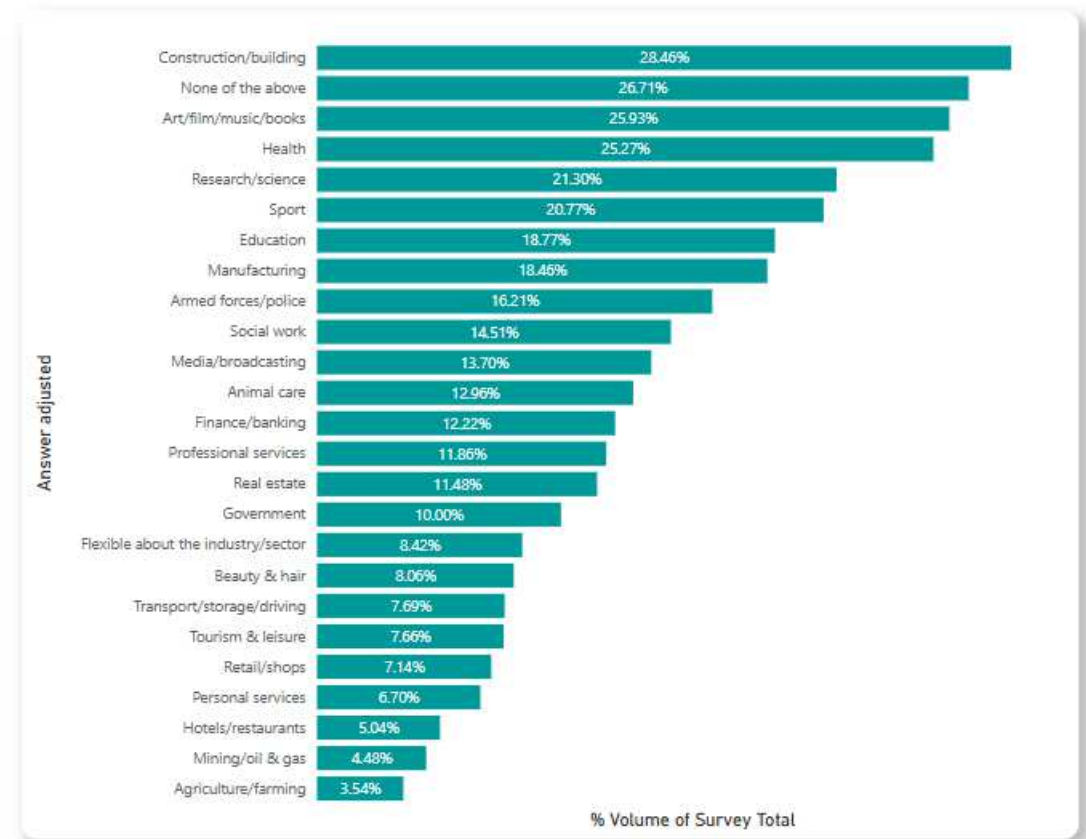


# GCSE Years

What types of jobs/careers are you interested in at the moment?



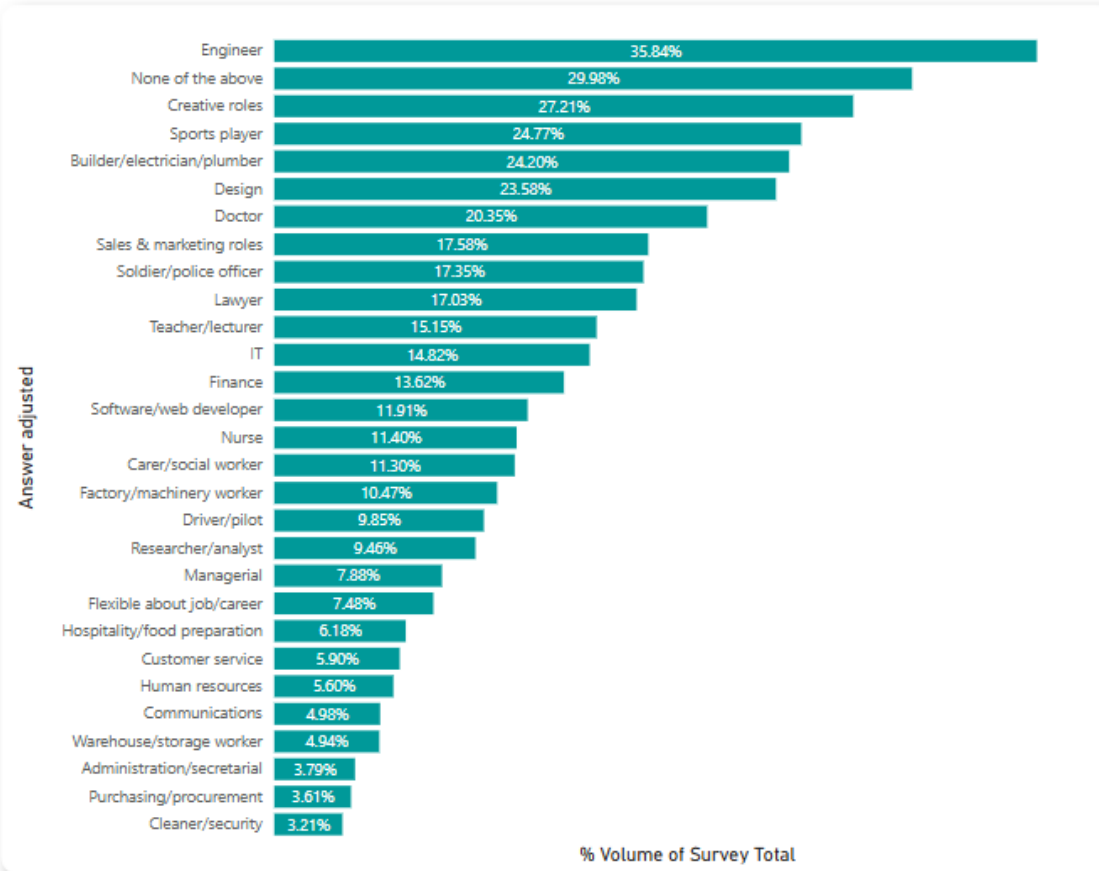
What types of industry/sector fit closest to those you would like to work in?





# Post 16 study

What types of jobs/careers are you interested in at the moment?



What types of industry/sector fit closest to those you would like to work in?

