



Your Immersive Work Experience

PREPARING YOU FOR YOUR NEXT BEST STEP

Contents

3 The Teachers' Section

- 4 *Introduction*
- 5 *What's Included In Our World Of Work Experience*
- 6 *What Your Pupils Will Explore*
- 7 *How To Run A Let's Explore Class*

9 The Pupils' Section

- 10 *Are You Ready? Then Let's Explore!*
- 12 *The Housing Sector*
- 13 *The Regenda Group*
- 14 *Jobs At The Regenda Group*
- 15 *The Engineering Sector*
- 16 *The Shawton Group*
- 17 *Jobs At The Shawton Group*
- 18 *The Visitor Economy*
- 19 *Knowsley Safari*
- 20 *Jobs At Knowsley Safari*
- 21 *Worksheets*



The Teachers' Section

Let's Make Work Experience Immersive!

In today's world, technology plays a vital role in how young people interact with the world around them. Built by the team at Growth Platform-Liverpool City Region Growth Company, *Let's Explore* brings work experience directly into the classrooms for your students.

As part of the government's careers strategy to support secondary schools in implementing a world-class standard of careers guidance, the programme is designed to allow SEND students to engage with employers wherever they are.

With our state-of-the-art virtual reality headsets, your class will be transported directly into a working environment, all from the comfort of their classroom. They have the opportunity to familiarise themselves with employers, what they'll see on their first day and who they might be working with.

Get ready to make work experience exciting through the power of *Let's Explore*!

Growth Platform & LCR Careers Hub

Our World Of Work Experience

And What's Included:



The Let's Explore
Workbook

This is your guide to keeping everything on track and in order. It's split into three sections:

- *The Teachers' Section*
- pages 3 to 8, where you'll find details on how the sessions work, the equipment provided and some added extras
- *The Pupils' Section*
- pages 9 to 22, which you can print off and hand out to your pupils
- *The Review Section*
- once your class is finished, it's time for them to tell us how they found it



The Let's Explore
Headsets

Our exciting work experience programme is housed in our state-of-the-art technology, consisting of:

- *VR Headsets*
- that are booted up instantly with the chosen Let's Explore experience
- *Re-Packaging For Storage*
- once the VR is complete, each headset has its own space in the provided storage boxes



The Let's Explore
Extras

For use within the lesson, we've also included:


- *Student Folder*
- where all the inserts can be placed and used at the desks
- *Explore Stickers*
- for Housing, Construction and Hospitality, page 11 is where your students can "stick off" the sections they complete
- *A4 Poster*
- spread the word around school, the front page can double up as a poster.

What Your Pupils Will Explore



Virtual Work Experience


The *Let's Explore* curriculum has been curated by the team at the LCR Careers Hub. With close ties to local employers, *Let's Explore* literally brings the world of work into your classroom. We have three exciting sectors that are covered:



Housing

With Our Partner, The Regenda Group

Explore the world of social housing across the Liverpool City Region. Students will experience the day-to-day activities and opportunities at Regenda.



Engineering

With Our Partner, Shawton Engineering

Go onsite with one of the region's most respected fabricators in the UK. Students will see how the team handles everything from cabling to solar panels.



The Visitor Economy

With Our Partner, Knowsley Safari

Bring wildlife right into the classroom (without the mess). Students will get to see how a safari park works with thousands of visitors per year.



How To Run A Let's Explore Class

Every school has a different way of working when it comes to curriculum. There are two delivery options for Let's Explore:

Option 1

The LCR team come into school and deliver the workshop for you.

Option 2

The headsets are delivered and a member of staff is trained to use them and the school deliver the sessions. In this instance, you can use the steps on the next page as a guide.

Step 1 - Announcement

Because the headsets are new to most classrooms, the front page of this workbook doubles as your A4 poster for the wall to get the message out there.

Step 2 - Testing

The *Let's Explore* headsets are tested for any issues before they arrive at your school. But, sometimes there can be a glitch that we don't see coming. Before you run a live class, we recommend you go through a few tests with your staff.

Step 3 - Room Set Up

Ideally you'll have the exact amount of students and headsets available. It's recommended that before your pupils enter the class, each headset is placed on their desk with the *Let's Explore* Evaluation Sheet.

Step 4 - Explanation

The information in the Teachers Section helps you to tell the pupils what's in store. It's also good to ask if they've used VR before, if they have any questions, and that they're comfortable. Once everyone's happy, you're nearly ready to go.

Step 5 - Headsets On!

Ask your pupils to place the headset on their heads, pulling it down over their eyes once ready. You can place the headset over glasses, you may just need to help your student adjust the straps. Help your students to test their headsets, flicking the headsets from OFF to ON, ensuring they can see and hear everything in front of them.

General guidance states your pupils should remain seated throughout the experience, and only move their body by their shoulders to look behind them, so as not to twist their neck.

Tell your students that if the experience becomes overwhelming, they can just take their headsets off and place them onto their desk for a break. If anyone needs their volume adjusting whilst in the experience, tell your students to put up their hands.

Once everyone's ON, sit back until the end.

Step 6 - Headsets Off!

Your pupils will likely finish at separate times. Please make sure the last one can enjoy the experience without too much distraction. Once done, either place the evaluation sheet in front of them or ask them to take it out of their folder.

Step 7 - Review Time

In the Pupils' Section there is an evaluation document with 10 questions to answer per sector. Ask them to fill this in, which should take 15 to 20 minutes to do. Once complete, all feedback needs to be collated and sent back to us. Wipe down all the headsets after use, using only a microfibre cloth on the lenses. You may clean the spongy foam facial rests with non-abrasive wipes such as baby wipes.



The Pupils' Section



Are You Ready? Then Let's Explore!

Have you ever played a video game or watched a TV show and thought, "I wish I were there right now"? Would you prefer to *SEE* and *INTERACT* with something new in the comfort of your surroundings? What about the thought of meeting people virtually for the first time so that you can put a face to the name *BEFORE* you've met them?

With the power of *Let's Explore*, we bring the world of work experience *ALIVE* through state-of-the-art technology. You'll be transported to the world of work using VR headsets without even getting up off your seat. You'll see how things work, who does what and what roles are available with local employers from your classroom.

What You'll Explore

Transported directly into the worlds of *Engineering*, *Housing* and the *Visitor Economy*, you're going to be guided through how each sector works. You'll meet managers, owners and young people also on work experience. And once you're finished, you'll have the chance to tell us all about it all.



Collect Your Stickers

Once you have completed a sector, you have the chance to collect your *Let's Explore Badge*. Your teacher will hand these out to you once you've successfully completed the review section.

What are you waiting for?
LET'S EXPLORE!



when you've finished the course, ask the teacher for your stickers to place here



LET'S EXPLORE...

THE Housing SECTOR

A 'Sector' is a large group of businesses that perform similar activities. The housing sector is made up of jobs that help to build houses for people to live in and enjoy. There are lots of housing companies in Liverpool City Region who help to house some of its 1.5 million residents.

Today, let's explore **Regenda Homes**.



The
Regenda
Group

Housing Employer: **Regenda Homes**



Regenda Homes is part of The Regenda Group, an organisation that regenerates places and works with people to create the opportunities they need to thrive.



Affordable housing is the starting point of The Regenda Group and they work in places where they can make a difference. The group operates across the housing and construction sector, in care and support, and in training and employment.



Every organisation within the Group wants to do the right thing for the people and places in which they work.



There are also lots of apprenticeship opportunities advertised at Regenda and they have their own training company called The Learning Foundry. The Learning Foundry offers lots of courses like traineeships and apprenticeships.



There are lots of job roles available within The Regenda Group. They include;



Customer Service Advisor



**Marketing And
Communications Officer**



**Grounds Maintenance
Operative**



Graduate Surveyor



Construction Worker



Support Worker



Finance Officer



IT Officer

Learn more

If you would like to learn more about Regenda then please watch our 'Creating Careers' episode

<https://growthplatform.org/careers-hub/creating-careers-2/regenda-lcr-careers-hub-georges-journey-from-supported-internship-to-supported-apprenticeship/>



LET'S EXPLORE...

THE Engineering SECTOR

The engineering sector is made up of a wide range of industries and processes that include electrical, mechanical and structural engineering. Using cutting edge technology and processes, the sector also provides infrastructure in the form of water systems, plumbing and energy supply and production.

*Today, let's explore the **Shawton Group**.*




SHAWTON




 Shawton
Telecoms & Utilities

Engineering Employer: Shawton Group




Founded in 1986 Shawton began designing and manufacturing steelwork. The type of steel work Shawton build is called structural steelwork which means the body or the frame of a building or the inside items of a building such as; staircases and balconies. Shawton have also worked on building projects and environments which include; football stadiums, railway stations and bus shelters.



Shawton have also expanded into other areas of work such as Energy. Their aim is to help businesses reduce the amount of money they spend on electricity by producing renewable energy sources which help our planet. In recent years the company has developed a significant number of solar, battery and renewable energy projects such as roof top solar panels. You will learn about these in the Shawton episode.



Shawton also work within Telecommunications. Telecommunications is known as telecom and it means communication that comes from a form of electrical signals such as the TV, radio and internet.



Jobs available at the Shawton Group include;



Fabricator Welder



Production Manager



Steel Erector



Electrical Engineer



Crane Operator



Structural Engineer



Contract Manager



Telecoms Engineer



Estimator



Streetworks Coordinator

Learn more


If you would like to learn more about the Shawton Group then please visit their website

<http://www.shawton.co.uk/>

Proudly working with St Helens Chamber to help achieve net zero.

 St Helens Chamber

**TOGETHER
TO ZERO**



LET'S EXPLORE...

THE Visitor Economy

The Visitor Economy incorporates any environment in which visitors, locals and tourists interact. It focuses on the elements that attract visitors and the infrastructure and services that support their visit. It can be anything from hotels and restaurants to large attractions and theme parks.

Today, let's explore *Knowsley Safari*.



Visitor Economy Employer: Knowsley Safari



Knowsley Safari is a safari park and tourist attraction in Knowsley, Liverpool City Region. It is home to over 750 wild animals, from baboons to camels, wildebeest to rhinos and many can be seen from the comfort of your own car.



The park opened to visitors in 1971 and greets over 600,000 guests every year. The park was awarded the Large Visitor Attraction of the Year in the Liverpool City Region Tourism Awards 2019 and 2020.



The park welcomes international visitors as well as schools, families, community groups and residents of Liverpool City Region.



There are lots of jobs available at Knowsley Safari and some of these are featured on the head sets.

There are lots of Job roles available within Knowsley Safari. They include;



Education Officer



Sealion Trainer



Admissions Assistant



Marketing Manager



Security



Experience Ranger



Restaurant Assistant



Community Education Officer



Chef



HR



Gardener



IT Officer



Rides Operator





First Aider

There are also opportunities for individuals who are planning a career within the zoological community, Knowsley Safari's Internships are a fantastic opportunity to learn from experienced staff within an outstanding safari park environment. These opportunities will be advertised on their website.

Learn more

If you would like to learn more about Knowsley Safari then please watch our 'Creating Careers' episode

<https://growthplatform.org/careers-hub/creating-careers-2/knowsley-safari>



What job did I do?

My Virtual Work Experience record

Your Name

What company did you visit?

What does this company do?

What types of jobs are available at this company?

What did you find interesting about the company?

Would you like to work for this company? Why or why not?

Evaluation

Your Name

What did you enjoy about this placement?



What did you not like about this placement?



Do you feel more excited and confident about doing work experience after doing the VR experience?

Has this experience helped you learn about different jobs?

What type of job would you like to do in the future?

EXTENSION QUIZ

The Regenda Group



1 What was the name of your work place buddy/host?

2 What type of meeting did you join?

A a marketing meeting

B a finance meeting

C a health and safety meeting

3 What type of place is the learning foundry?

A a hospital

B a training provider

C a gym

4 Your host started their journey at Regenda on Work experience but what level are they currently working at?

A Manager

B Director

C Supported Apprentice

5 What Sector do Regenda work in?

A Retail

B Housing

C Health and life sciences

EXTENSION QUIZ

The Shawton Group



1 What are the three types of businesses that the Shawton Group have? (Only tick three)

Engineering

Marketing

Finance

Energy

Telecoms

Health Care

2 What is the process called that joins together metal using high heat?

3 What is the name of the team that price how much a job will cost?

A Estimations team

B Manufacturing team

C Fabrication team

4 What type of cable do the telecommunication engineers install?

A HDMI cables

B USB cables

C Fibre cables

5 What year has the government targeted buildings to become NET ZERO?

A 2030

B 2040

C 2050

EXTENSION QUIZ

Knowsley Safari



1 What year did Knowsley Safari open?

A 1971

B 1991

C 2001

2 The person who looks after the meerkats is called?

A Zoologist

B A Carnivore Keeper

C A Vet

3 What team at the park are responsible for tasks like; repairing fences, fixing rides, towing vehicles?

A Maintenance team

B Catering team

C Admissions team

4 What is the name of the bus that takes you on a tour of the park?


A Monkey bus

B Baboon bus

C Bison bus

5 What borough of Liverpool City Region is the safari park in?

If your school has yet to experience Let's Explore, speak with your Careers Leader to book via LCR Careers Hub Enterprise Coordinator.



The Housing Sector



The Engineering Sector



The Visitor Economy

